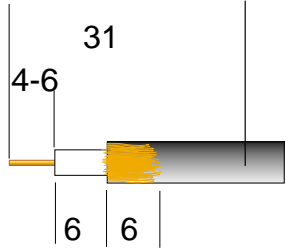
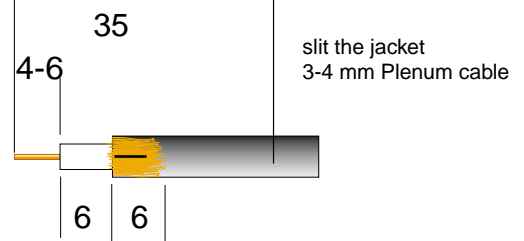


COAX-SEAL COMPRESSION STRIPPING INSTRUCTIONS

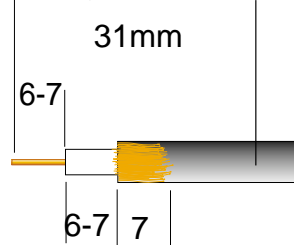
RG59/U PLENUM RCA
 RG6/U PLENUM & RG6Q.S PLENUM BNC
 RG59/U PLENUM & RG59Q.S PLENUM BNC
 RG6/U (RG6 QUAD) BNC, BNC RA, BNC JACK
 RG59/U BNC, BNC RA, BNC JACK



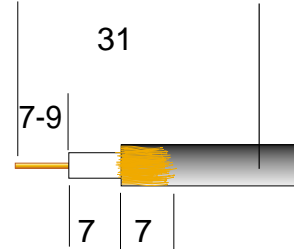
RG6/U -RG6/U PLENUM RCA (RCA JACK)
 RG6/U QUAD, RG6/U QUAD RCA RA
 RG6/U QUAD RCA JACK
 RG59/U RCA, RCA RA, RCA JACK



25 and 26 Awg. Miniature Cables BNC and RCA



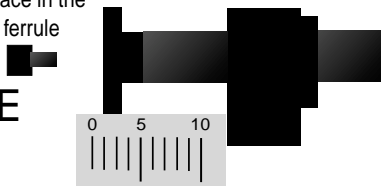
ALL "F" TYPE COMPRESSION CONNECTORS



COAX-SEAL COMPRESSION CRIMP TOOL ADJUSTMENTS

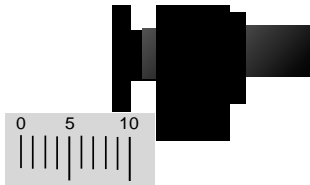
Remove the adapter on the crimp tool and place in the adjustable crimp ferrule

"F" TYPE



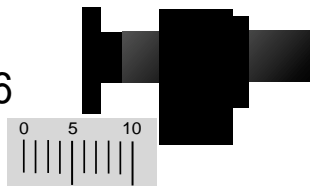
F Type compression connectors set the adjustable crimp ferrule to 1.

25 & 26Awg
 BNC



25 and 26AWG BNC Type compression connectors set the adjustable crimp ferrule to 8-9

RG59& RG6
 BNC



BNC Type compression connectors set the adjustable crimp ferrule to 6.

RCA



RCA Type compression connectors set the adjustable crimp ferrule to 2-4.

WEST PENN WIRE

2833 WEST CHESTNUT STREET
 WASHINGTON, PA 15301

800-245-4964 ☎ FAX: 724-222-6
 www.westpenn-cdt.com
 info@westpenn-cdt.com

NOTE:
 ADJUSTMENTS APPLY ONLY TO THE SNS STYLE COMPRESSION CONNECTORS
 SLIGHT ADJUSTMENTS MAY BE NECESSARY