

COAX-SEAL COMPRESSION STRIPPING INSTRUCTIONS

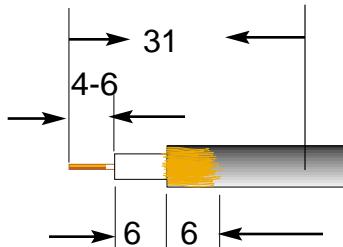
RG59/U PLENUM RCA

RG6/U PLENUM & RG6Q.S PLENUM BNC

RG59/U PLENUM & RG59Q.S PLENUM BNC

RG6/U (RG6 QUAD) BNC, BNC RA, BNC JACK

RG59/U BNC, BNC RA, BNC JACK

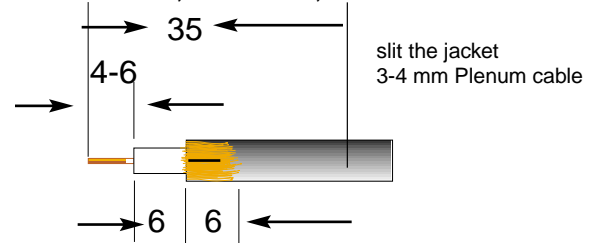


RG6/U -RG6/U PLENUM RCA (RCA JACK)

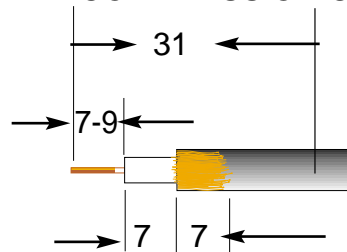
RG6/U QUAD, RG6/U QUAD RCA RA

RG6/U QUAD RCA JACK

RG59/U RCA, RCA RA, RCA JACK



ALL "F" TYPE COMPRESSION CONNECTORS



Notes:

By Slitting the jacket 3-4mm will help in pushing the connector on to the coaxial cable.
Mark the coaxial jacket either at the 31mm or the 35 mm length.

Mark the jacket 31mm or 35mm from the end of the conductor.

WEST PENN WIRE / CDT

A DIVISION OF

CABLE DESIGN TECHNOLOGIES

" EXCEEDING EXPECTATIONS WITH PERFORMANCE "

2833 WEST CHESTNUT STREET

WASHINGTON, PA 15301

800-245-4964 • FAX: 724-222-6420

www.westpenn-cdt.com • info@westpenn-cdt.com