

# ***WEST PENN WIRE***

## ***AV/SECURITY CABINETS CATALOG Interconnect Solutions***

***XME Series***

***XMER Series***

***Cabinet  
Accessories***

***Wall Mount  
Enclosures***

***Cable with Confidence***

## XME Series- Broadcast, Audio/Video & Security Applications

Stand-alone or Gangable - 48.87"(24RU) to 83.87" (44RU)H x 22" W x 20" or 26.5" D



### Design Features

- Available in 4 heights and 2 depths. Fully welded construction, with 16 gauge one piece formed vented sides, 16 gauge formed bottom and 16 gauge formed top. Top and bottom EIA rail support channels are an integral part of the top and bottom. Formed center rail support channels are spot welded to the sides.
- Two 12 gauge EIA mounting angles 10-32 tap, fully adjustable front and rear. Rails can be removed from frame without removing hardware. Rack unit marking on all rails.
- Frame is available with optional front & rear surface mount doors in solid, glass or perforated with a swing latch with lock. Doors mounted with lift off hinges capable of 180 degree swing even when cabinets are ganged. The door swing is field reversible.

### Cable Management

- Various sizes of electrical knockouts from .5" to 1.5" across the width of the rear header and footer.
- Electrical knockouts of 1", 1.5", and 2" on the top and rear of rack
- Lasered 4" electrical knockouts in side panels in the rear for cable pass through when ganging. Optional edge guard to protect cable.

Color:

Durable, textured black powder coat.

Note: Caster bases install directly to bottom flanges of enclosure and recesses the casters in the base to allow the leveling legs to be lowered when cabinet is in position and raise the casters off the floor.

#### Frame Depth

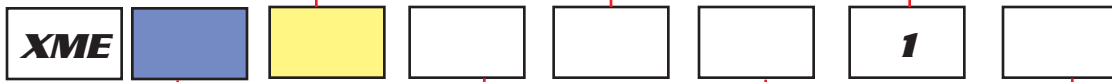
#	Description
20	20"
26	26.5"

#### Front Door

#	Description
1	Glass
2	Solit
3	Perforated
0	26.5"

#### Side Panels

#	Description
1	Two (2) integrated Solid Sided w/ venting



#### RU's\*

RU	Frame Height
24	48.87"
35	68.12"
40	76.87"
44	83.87"

#### Top Panel

#	Description
1	Solid
2	Vented
3	Solid w/10" Fan
4	Solid w/ Four 4" Fans
0	None

#### Rear Door

#	Description
1	Glass Swing
2	Solid Swing
3	Perforated Swing
0	None

#### Power Distribution Units (PDU's) see notes


#	Description
2	4 ft. 14 outlet 15 Amp w/ surge- 10' cord
3	2 ft. 8 outlet 15 Amp strip w/10' cord
4	19" Rack mount 6 outlet (Rear) 15 Amp power strip w/ 10' cord
5	19" Rack mount 6 outlet (Rear) 15 Amp power strip w/ surge suppressor, 10' cord
6	4 ft. 14 outlet 20 Amp w/ surge- 10' cord
7	2 ft. 8 outlet 20 Amp strip w/10' cord
8	66"- 20 outlet 20 Amp w/ surge, 10' cord
0	None

Part number example: **XME442031313**

XME Enclosure, 44 RUs height, 20" depth, with 10" fan top panel, glass swing front door, perforated swing rear door, two fixed vented side panels, and 2ft. 15 Amp power strip

#### Notes:

1. 19" rack PDU will work on all Racks/Enclosures, for use with 19" mounting rails.
2. 4" PDU will NOT work on any Racks/Enclosures with height of 28RU (52") or less.
3. 2" PDU will NOT work on any Racks/Enclosures with height of 14RU (27.5") or less.
4. 66" PDU will NOT work on any Racks/Enclosures with height of 40RU (73") or less.



## XME Series- Accessories

### Top Panel Options

Panel Depth

#	Description
14	20"
20	26.5"

Panel Style

#	Description
1	Solid
2	Vented
3	10" Fan
4	(4) 4" Fans



### Door Options

Compatible with enclosure front or rear

Door Height-RU

refer to RU in FRAME HEIGHT chart

Door Style

#	Description
GD	Tempered Glass
SD	Solid
PD	Perforated



### Vent Kits

Allows for top vent to be blocked to optimize forced air cooling (fanned top).

Vent Kit

#	Description
SVC	Side Vent Cover kit. Plate to block off vents in side
FVC	Front Vent Cover kit. Plate to block off vents in front



### Front-Mount Work Surface

For standard 19" mounting.

Work Surface

#	Description
22	1 bay, 22"
44	2 bays, 44"



### Rack Mount Drawers

For standard 19" mounting.

Drawer Height

#	Description
2	2U
3	3U
4	4U
5	5U



### Recessed Caster Base

Base Depth

#	Description
20	20"
26	26.5"



### Other Accessories

Lacing Accessories	
#	Description
XMFCM	Quick mount with fasteners- 10pcs.
XCTV12	Velcro 12" long- hook/loop 10pcs/kit
XCTV18	Velcro 18" long- hook/loop 10pcs/kit
XCTV24	Velcro 24" long- hook/loop 10pcs/kit
Rack Mount Lacing Bar	
9512-1903	Rack mount lacing bar
Top-Mounted Ladder Rack Support	
XMELM	Top mounted ladder rack support
Adjoining Kit	
XMEBK01	(4) 1/4" whiz bolt and whiz nuts
Grounding Kit	
XMEGK01	Straps and 1/4" wing nuts
Edge Guard Kit	
XMEEG01	Edge guard kit
Seismic Anchor Bracket Kit	
XMERSB	Seismic bracket kit

### Lacing- EIA Rail Kits- 1 pair w/ hardware

Rail Height

RU	Description
24	48"
35	67.5"
40	76"
44	83"

Lacing Panel

#	Description
24	24RU
35	35RU
40	40RU
44	44RU

• 800-245-4964 • www.westpenn-wpw.com



## XMER Series- Broadcast, Audio/Video & Security Applications

Stand-alone or Gangable - 48.87" (24RU) to 83.87" (44RU)H x 22" W x 26.5", 31.5" or 36" D



### Design Features

- Available in 4 heights and 3 depths. Taller units (48RU, 50RU, & 52RU). Fully welded construction, with 14 gauge one piece formed top and bottom and 16 gauge vertical corner posts. Top and bottom EIA rail support is an integral part of the top and bottom- spot weld inner support channel. Middle rail support channels are spotwelded with two 16 gauge formed rail channel.
- Four 12 gauge EIA mounting angles 10-32 tap, fully adjustable front and rear. Rails can be installed and removed from frame without removing hardware. Rack unit marking on all rails. Markings are hidden when equipment is mounted.
- Frame is available with optional front & rear surface mount doors in solid, glass or perforated with a swing latch with lock. Doors mounted with lift off hinges capable of 180 degree swing even when cabinets are ganged. The door swing is field reversible.
- Open top with optional configurable panels.
- Open bottom with leveling legs. 1/4 - 20 ground bonding studs on frame and doors.
- Ganging can be accomplished after equipment is placed in.

### Cable Management

- Numerous lacing points on two surfaces of each rail support to facilitate cable management.
- Various sizes of electrical knockouts from .5" to 1.5" across the width of the rear header and footer.
- Cable tie holes entire length of EIA rail on the attachment flange spaced at 1.75".

Color:

Durable, textured black powder coat.

#### Frame Depth

#	Description
26	26.5"
31	31.5"
36	36"

#### Front Door

#	Description
1	Glass Swing
2	Solid Swing
3	Perforated Swing
0	None

#### Side Panels

#	Description
1	One Solid Side
2	Two Solid Side
0	None

Horizontal Tie Bar- **Optional** (Refer to Notes)



RU	Frame Height
24	48.87"
35	68.12"
40	76.87"
44	83.87"

#	Description
1	Solid
2	Vented
3	Solid w/10" Fan
4	Solid w/ Four 4" Fans
0	None

#	Description
1	Glass Swing
2	Solid Swing
3	Perforated Swing
0	None

#### Power Distribution Units (PDU's) see notes

#	Description
2	4 ft. 14 outlet 15 Amp w/ surge- 10' cord
3	2 ft. 8 outlet 15 Amp strip w/10' cord
4	19" Rack mount 6 outlet (Rear) 15 Amp power strip w/ 10' cord
5	19" Rack mount 6 outlet (Rear) 15 Amp power strip w/ surge suppressor, 10' cord
6	4 ft. 14 outlet 20 Amp w/ surge- 10' cord
7	2 ft. 8 outlet 20 Amp strip w/10' cord
8	66"- 20 outlet 20 Amp w/ surge, 10' cord
0	None

Part number example: **XMER403622326**

XMER Enclosure, 40RUs height, 36" depth, with vented top panel, solid swing front door, perforated swing rear door, two solid side panels, and 4ft. 20 Amp surge suppressor strip.

#### Notes:

1. Tie bar options (TB): 11-14RU= 2TB, 20-32RU= 8TB, 36-75RU= 12 TB.
2. 19" rack PDU will work on all Racks/Enclosures, for use with 19" mounting rails.
3. 4" PDU will NOT work on any Racks/Enclosures with height of 28RU (52") or less.
4. 2" PDU will NOT work on any Racks/Enclosures with height of 14RU (27.5") or less.
5. 66" PDU will NOT work on any Racks/Enclosures with height of 40RU (73") or less.



## XMER Series- Accessories

### XMER Series- Accessories

#### Top Panel Options

**22** **TP**

**Panel Depth**

#	Description
26	26.5"
31	31.5"
36	36"

**Panel Style**

#	Description
1	Solid
2	Vented
3	10" Fan
4	(4) 4" Fans

#### Door Options

Compatible with enclosure front or rear

**22**

**Door Height-RU**

refer to RU in FRAME HEIGHT chart

**Door Style**

#	Description
GD	Tempered Glass
SD	Solid
PD	Perforated

#### Side Panel Options

Solid Removable (Single)

**Panel Height-RU**

refer to RU in FRAME HEIGHT chart

**01SP**

**Panel Depth**

#	Description
26	26.5"
31	31.5"
36	36"

#### Recessed Caster Base

**22** **CB1**

**Base Depth**

#	Description
26	26.5"
31	31.5"

#### Lacing- EIA Rail Kits- 1 pair w/ hardware

**XMER** **RT10**

**Rail Height**

RU	Description
24	48"
35	67.5"
40	76"
44	83"

#### Rack Mount Drawers

For standard 19" mounting.

**RMD**

**Drawer Height**

#	Description
2	2U
3	3U
4	4U
5	5U

#### Front-Mount Work Surface

For standard 19" mounting.

**XMEW**

**Work Surface**

#	Description
22	1 bay, 22"
44	2 bays, 44"

#### Cable Management Lacing Panel

**LP**

**Lacing Panel**

#	Description
24	24RU
35	35RU
40	40RU
44	44RU

#### Side Cable Chase (4" Wide)

**44** **CC**

**Chase Depth**

#	Description
26	26.5"
31	31.5"
36	36"



#### Other Accessories

Lacing Accessories	
#	Description
XMFCM	Quick mount with fasteners- 10pcs.
XCTV12	Velcro 12" long- hook/loop 10pcs/kit
XCTV18	Velcro 18" long- hook/loop 10pcs/kit
XCTV24	Velcro 24" long- hook/loop 10pcs/kit
Rack Mount Lacing Bar	
9512-1903	Rack mount lacing bar
Top-Mounted Ladder Rack Support	
XMELM	Top mounted ladder rack support
Adjoining Kit	
XMEBK01	(4) 1/4" whiz bolt and whiz nuts
Grounding Kit	
XMEGK01	Straps and 1/4" wing nuts
Edge Guard Kit	
XMEEG01	Edge guard kit
Seismic Anchor Bracket Kit	
XMERSB	Seismic bracket kit

• 800-245-4964 • www.westpenn-wpw.com



## Enclosure Shelves:

Catalog No.	Description
9010-1924	19" Heavy duty Adj. Vented, 4pt. Mtg, 24"D
9010-1912	19" Vented flush mnt. cantilevered, 12"D
9011-0918	19" Vented flush mnt. cantilevered, 18"D
9011-1918-16	19" Vented flush mnt. cantilevered, 18"D, 25lbs LR
9012-1918	19" Solid flush mnt. cantilevered, 18"D
9012-1918-16	19" Solid flush mnt. cantilevered, 18"D, 25lbs LR
9013-1924	19" HD Sliding Adj. vented, 4pt. Mtg, 24"D
9015-1909	19" Sliding rotating keyboard
RMD2	2U Rackmount drawer, 19" Mtg.
RMD3	3U Rackmount drawer, 19" Mtg.
RMD4	4U Rackmount drawer, 19" Mtg.
RMD5	5U Rackmount drawer, 19" Mtg.
XMEW22	1 Bay 22" Front mount work surface
XMEW22	1 Bay 22" Front mount work surface



9010-1924



9010-1912



9012-1918



9013-1924



RMD3

## Vertical Cable Management:

Catalog No.	Description
LP40	Vertical Lacing Bar

## Cable Management:

Catalog No.	Description
9510-1901	1RU 19" manager with rings
9511-1902	2RU 19" manager with rings
9512-1901	1U 19" manager w/finger stock w/arm 1.5"x3"
9512-1902	2U 19" manager w/finger stock w/arm 3"x3"
9512-1902-FR	2U 19" manager w/finger Frt/Rr
9512-1903	1U 19" Rack mount lacing bar
9513-1902	2U 19" manager w/guide touch 2"x3"
BHH191UC	1U 19" manager w/cover
BHH192UC	2U 19" manager w/cover
BHH193UC	3U 19" manager w/cover



9510-1901



9512-1901



9513-1902



## Filler Plates

Catalog No.	Description
9910-0100	1U 19" Solid filler panel - Black
9911-0200	2U 19" Solid filler panel - Black
9912-0300	3U 19" Solid filler panel - Black
9913-0400	4U 19" Solid filler panel - Black



## Lighting Kits

Catalog No.	Description
9420-1906	19" RM Single Adm. 5W halogen w/dimmer
9420-1905	19" RM Dual Adm. 5W halogen w/dimmer



## Hardware

Catalog No.	Description
8911-0100	10-32 Mounting screws- pkg.50
XBS-11-0011	Groundng strap kit- 11"
XBX-18-0011	Groundng strap kit- 18"
XMERSB	Seismic anchor bracket kit
XMEBK01	Bolt together kit
XMEEG01	Edge guard kit
XMFACTM	Quick mount w/fastners 10pc.
XCTV12	Vecro 12" L hook and loop 10pc/kit
XCTV18	Vecro 18" L hook and loop 10pc/kit
XCTV24	Vecro 24" L hook and loop 10pc/kit
XMESVC	Side vent cover
XMEFVC	Front vent cover



• 800-245-4964 • www.westpenn-wpw.com

## Remote Climate Controls

Catalog No.	Description
9318-0150	19" fan controller
9318-0200	Thermostat fan controller -Mechanical
9318-0300	Thermostat fan controller- Electrical
9318-0500	Compact climate controller
9318-0512	Temp. display - 1U Panel
9318-0513	Temp. display- Miniature unit-1.72"x3.8"x1.1"
9318-0550	19" remote monitor, 16RJ12 sensors 3I/O inputs
9318-0560	19" remote monitor, 5RJ12 sensors 3I/O inputs
9321-0100	19", 20A, PDU, RJ12-remote monitoring



9318-0150



9318-0300



9318-0200



9318-0500



9318-0512



9318-0560

## Power Distribution Units

Catalog No.	Description
9413-0601	19" 6 outlet rear, 15A CB, 5-15R,5-15P
9414-0602	19" 6 outlet rear surge, 15A CB, 5-15R,5-15P
9416-1005	19" 10 outlet rear, 20A CB, 5-20R,5-20P
9412-0801	2" 8 outlet, 15A CB, 5-15R,5-15P
9416-0803	2" 8 outlet, 20A CB, 5-20R,L5-20P
9416-0804	2" 8 outlet, 20A CB, 5-20R,5-20P
9411-1602	4'14"outlet 15A surge, CB, 5-15R, 5-15P
9415-1601	4'14"outlet 20A , CB, 5-20R, L5-20P
9415-1603	4'14"outlet 20A , CB, 5-20R, 5-20P
9415-1610	4'14"outlet 20A surge, CB, 5-20R, 5-20P
9415-1614	4'14"outlet 20A surge, CB, 5-20R, L5-20P
9415-2002	66" 20 outlet 30A surge w/Amtr, CB,5-30R, L5-30P
9416-2002	66" 20 outlet 20A w/Amtr, CB,5-20R, L5-20P
9416-2005	66" 20 outlet 20A, CB,5-20R, 5-20P
9416-2006	66" 20 outlet 20A surge,CB,5-20R, 5-20P



9413-0601



9411-1602



9415-2002



## Wall Mount Solutions



Available Colors:

(2) Beige, (3) Black



Available on request      Standard



### Wall Mount Enclosures

CATALOG #	DESCRIPTION	Height	Width	Depth	Weight	Mounting	Rack Spaces
XWM-2420-GD-3	24" Wall Mount 20" Depth w/Glass Door w/Lock	24"		21.25"	20 5/8"	75	19" 12μ
XWM-2424-GD-3	24" Wall Mount 24" Depth w/Glass Door w/Lock	24"		21.25"	24 5/8"	80	19" 12μ
XWM-3620-GD-3	36" Wall Mount 20" Depth w/Glass Door w/Lock	36"		21.25"	20 5/8"	90	19" 18μ
XWM-3624-GD-3	36" Wall Mount 24" Depth w/Glass Door w/Lock	36"		21.25"	24 5/8"	98	19" 18μ
XWM-4820-GD-3	48" Wall Mount 20" Depth w/Glass Door w/Lock	48"		21.25"	20 5/8"	120	19" 25μ
XWM-4824-GD-3	48" Wall Mount 24" Depth w/Glass Door w/Lock	48"		21.25"	20 5/8"	135	19" 25μ
XWM-2420-SD-3	24" Wall Mount 20" Depth Solid Door w/Lock	24"		21.25"	20 5/8"	70	19" 12μ
XWM-2424-SD-3	24" Wall Mount 24" Depth Solid Door w/Lock	24"		21.25"	24 5/8"	75	19" 12μ
XWM-3620-SD-3	36" Wall Mount 20" Depth Solid Door w/Lock	36"		21.25"	20 5/8"	85	19" 18μ
XWM-3624-SD-3	36" Wall Mount E 24" Depth Solid Door w/Lock	36"		21.25"	20 5/8"	95	19" 18μ
XWM-4820-SD-3	48" Wall Mount 20" Depth Solid Door w/Lock	48"		21.25"	20 5/8"	110	19" 25μ
XWM-4824-SD-3	48" Wall Mount 24" Depth Solid Door w/Lock	48"		21.25"	20 5/8"	125	19" 25μ
XWM-2406-GD-3	6" Depth with Glass Door/ Lock	24"		21.25"	6 5/8"	40	Backboard
XWM-3606-GD-3	6" Depth with Glass Door/ Lock	36"		21.25"	6 5/8"	45	Backboard
XWM-4806-GD-3	6" Depth with Glass Door/ Lock	48"		21.25"	6 5/8"	75	Backboard
XWM-2406-SD-3	6" Depth with Solid Door/ Lock	24"		21.25"	6 5/8"	35	Backboard
XWM-3606-SD-3	6" Depth with Solid Door/ Lock	36"		21.25"	6 5/8"	45	Backboard
XWM-4806-SD-3	6" Depth with Solid Door/ Lock	48"		21.25"	6 5/8"	65	Backboard
XWM-2401	24" Plywood Back Board (Black) Kit						
XWM-3601	36" Plywood Back Board (Black) Kit						
XWM-4801	48" Plywood Back Board (Black) Kit						

### Wall Max Accessories

9011-1912 19" Flush mounted Cantilevered shelf (vented) 12" depth  
 XWM-9312-1600 Fan Assembly

### CASTERS

8912-0200-3 Casters/Leveler Base 20" or 24"

### MOUNTING UPRIGHTS

XWM-2419 19" Mounting uprights 24"

XWM-3619 19" Mounting uprights 36"

XWM-4819 19" Mounting uprights 48"

8911-010 Mounting hardware, 10-32 tapped, mounting screws (50)

### BACK BOARDS

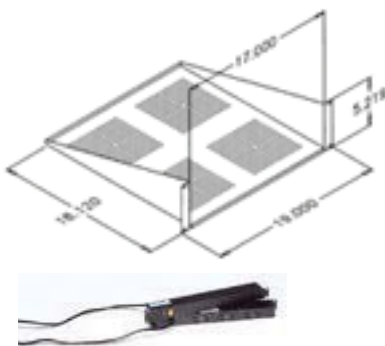
XWM-2401 24" Backboard

XWM-3601 36" Backboard

XWM-4801 48" Backboard

### VERTICAL MANAGERS

9712-0103 IU- 1"W x 2" D



• 800-245-4964 • www.westpenn-wpw.com

