

**Installation Kits**

**SVHS  
RGB/HV  
VGA  
VGA + Terminal Block**




S-Video Cable Accessories:  
Installation Kits and Connectors

SVHS Installation Kit- 4 Pin Mini Din -to- 75 Ohm or 4 Pin Mini Din		
Catalog No	Description	Length (ft.)
DTBK2825-(Length)	SVHS Install Kit 4 Pin MiniDin to 75Ω BNC or 4 Pin MiniDin Non-Plenum	25, 50, 75, 100, 150
DTBK252825-(Length)	SVHS Install Kit 4 Pin MiniDin to 75Ω BNC or 4 Pin MiniDin Plenum	25, 50, 75, 100, 150

SVHS Installation Kit- 4 Pin Mini Din -to- 75 Ohm or 4 Pin Mini Din		
Catalog No.	Description	Length (ft.)
DTBK252CSVHS(Length)	SVHS Install Kit 4 Pin MiniDin to 75Ω BNC or 4 Pin MiniDin Plenum	12, 25, 50, 75, 100, 125



## VGA Install Kits- 25 AWG - 5CRGB

HD 15 Male to 5 BNC 75Ω		
Catalog No.	Description	Length (FT)
CN5CRGKBHMxx	HD 15 Male to 5 BNC	Replace xx with: 25,50,75,100,150,175

Note: HD15 (M) to 5- BNC

5CRGB Install Kit Includes:

- 1- Length of RGBHV 25AWG. Cable Connected with 1 HD15 Male.
- 5- 75Ω BNC Connectors- Crimp or Compression **Note: Crimp is the Standard. For Compression Connectors contact WPW Engineering.**
- 5- Colored Connector Boots
- 1- Piece of Heat Shrink Tube



HD 15 Male to HD 15 Male or Female		
Catalog No.	Description	Length (FT)
CN5CRGKHMfxx	HD 15 M- HD15 M/F	Replace xx with: 25,50,75,100,150,175

Note: HD15 (M) to HD15 (M or F)

5CRGB Install Kit Includes:

- 1- Length of RGBHV 25AWG. Cable Connected with 1 HD15 Male.
- The other end is prepared for field termination
- 1- HD15 Male/ 1 HD15 Female
- 1- Piece of Heat Shrink Tube
- 1- HD15 Hood



HD 15 Male to HD 15 Terminal Block		
Catalog No.	Description	Length (FT)
CN5CRGKHTBxx	HD 15 M- HD15 TB	Replace xx with: 25,50,75,100,150,175

Note: HD15 (M) to HD15 Terminal Block 5CRGB Install Kit Includes:



- 1- Length of RGBHV 25AWG. Cable Connected with 1 HD15 Male.
- The other end is prepared for field termination
- 1- HD15 Terminal Block (F)-Works with WPW AV WallPlates Page 113-115



HD 15 Male to HD 15 MaxBlox		
Catalog No.	Description	Length (FT)
CN5CRGKHMxXX	HD 15 M- HD15 MaxBlox	Replace xx with: 25,50,75,100,150,175

Note: HD15 (M) to HD15 Terminal Block 5CRGB Install Kit Includes:

- 1- Length of RGBHV 25AWG. Cable Connected with 1 HD15 Male.
- The other end is prepared for field termination
- 1- HD15 MaxBlox (F) with Hood



## VGA Install Kits- 25 AWG Plenum- 255CRGB

HD 15 Male to 5 BNC 75Ω		
Catalog No.	Description	Length (FT)
CN255CRGKBHMxx	HD 15 Male to 5 BNC	Replace xx with: 25,50,75,100,150,175

Note: HD15 (M) to 5- BNC 255CRGB Install Kit Includes:

- 1- Length of RGBHV 25AWG. Plenum Cable Connected with 1 HD15 Male.
- 5- 75Ω BNC Connectors- Crimp or Compression **Note: Crimp is the Standard.**
- 5- Colored Connector Boots **For Compression Connectors**
- 1- Piece of Heat Shrink Tube **contact WPW Engineering.**



HD 15 Male to HD 15 Male or Female		
Catalog No.	Description	Length (FT)
CN255CRGKHMfxx	HD 15 M- HD15 M/F	Replace xx with: 25,50,75,100,150,175

Note: HD15 (M) to HD15 (M or F) 255CRGB Install Kit Includes:

- 1- Length of RGBHV 25AWG. Plenum Cable Connected with 1 HD15 Male.
- The other end is prepared for field termination
- 1- HD15 Male/ 1 HD15 Female
- 1- Piece of Heat Shrink Tube
- 1- HD15 Hood



HD 15 Male to HD 15 Terminal Block		
Catalog No.	Description	Length (FT)
CN255CRGKHTBxx	HD 15 M- HD15 TB	Replace xx with: 25,50,75,100,150,175

Note: HD15 (M) to HD15 Terminal Block 255CRGB Install Kit Includes:

- 1- Length of RGBHV 25AWG. Plenum Cable Connected with 1 HD15 Male.
- The other end is prepared for field termination
- 1- HD15 Terminal Block (F)- Works with WPW AV WallPlates Pg. 113-115



HD 15 Male to HD 15 MaxBlox		
Catalog No.	Description	Length (FT)
CN255CRGKHMxx	HD 15 M- HD15 MaxBlox	Replace xx with: 25,50,75,100,150,175

Note: HD15 (M) to HD15 Terminal Block 255CRGB Install Kit Includes:

- 1- Length of RGBHV 25AWG. Plenum Cable Connected with 1 HD15 Male.
- The other end is prepared for field termination
- 1- HD15 MaxBlox Terminal Block (F) with Hood

