

# DATA STANDARD

## Data Standard 29-W x 30-D

### Front Door

#### Solid Front Door

|           |                                       |
|-----------|---------------------------------------|
| 4829-SF-C | Solid Steel Front Door w/Latch & Lock |
| 7229-SF-C | Solid Steel Front Door w/Latch & Lock |
| 7829-SF-C | Solid Steel Front Door w/Latch & Lock |
| 8429-SF-C | Solid Steel Front Door w/Latch & Lock |

#### Tempered Glass Front Door

|           |  |
|-----------|--|
| 4829-GF-C | Tempered Glass Front Door w/Latch & Lock |
| 7229-GF-C | Tempered Glass Front Door w/Latch & Lock |
| 7829-GF-C | Tempered Glass Front Door w/Latch & Lock |
| 8429-GF-C | Tempered Glass Front Door w/Latch & Lock |



#### Vented Front Door

|           |   |
|-----------|---|
| 4829-VF-C | Tempered Glass Front Vented Door w/Latch & Lock |
| 7229-VF-C | Tempered Glass Front Vented Door w/Latch & Lock |
| 7829-VF-C | Tempered Glass Front Vented Door w/Latch & Lock |
| 8429-VF-C | Tempered Glass Front Vented Door w/Latch & Lock |

#### Perforated Front Door

|           |  |
|-----------|--|
| 4829-PD-C | Perforated Steel Front Door w/Latch & Lock |
| 7229-PD-C | Perforated Steel Front Door w/Latch & Lock |
| 7829-PD-C | Perforated Steel Front Door w/Latch & Lock |
| 8429-PD-C | Perforated Steel Front Door w/Latch & Lock |



### Rear Door

#### Solid Rear Door

|           |                                      |
|-----------|--------------------------------------|
| 4829-SR-C | Solid Steel Rear Door w/Latch & Lock |
| 7229-SR-C | Solid Steel Rear Door w/Latch & Lock |
| 7829-SR-C | Solid Steel Rear Door w/Latch & Lock |
| 8429-SR-C | Solid Steel Rear Door w/Latch & Lock |

#### Vented Rear Door

|           |                                       |
|-----------|---------------------------------------|
| 4829-VR-C | Vented Steel Rear Door w/Latch & Lock |
| 7229-VR-C | Vented Steel Rear Door w/Latch & Lock |
| 7829-VR-C | Vented Steel Rear Door w/Latch & Lock |
| 8429-VR-C | Vented Steel Rear Door w/Latch & Lock |



### Side Panels

#### Single Side Panel

|           |                                      |
|-----------|--------------------------------------|
| 4801-SP-C | One Solid Lift Off Side Panel w/Lock |
| 7201-SP-C | One Solid Lift Off Side Panel w/Lock |
| 7801-SP-C | One Solid Lift Off Side Panel w/Lock |
| 8401-SP-C | One Solid Lift Off Side Panel w/Lock |

#### Pair Side Panel

|           |                                       |
|-----------|---------------------------------------|
| 4802-SP-C | Two Solid Lift Off Side Panels w/Lock |
| 7202-SP-C | Two Solid Lift Off Side Panels w/Lock |
| 7802-SP-C | Two Solid Lift Off Side Panels w/Lock |
| 8402-SP-C | Two Solid Lift Off Side Panels w/Lock |

#### Single Side Panel

|            |   |
|------------|---|
| 4801-SPP-C | One Perforated Lift Off Side Panel w/Lock |
| 7201-SPP-C | One Perforated Lift Off Side Panel w/Lock |
| 7801-SPP-C | One Perforated Lift Off Side Panel w/Lock |
| 8401-SPP-C | One Perforated Lift Off Side Panel w/Lock |

#### Pair Side Panel

|            |  |
|------------|--|
| 4802-SPP-C | Two Perforated Lift Off Side Panels w/Lock |
| 7202-SPP-C | Two Perforated Lift Off Side Panels w/Lock |
| 7802-SPP-C | Two Perforated Lift Off Side Panels w/Lock |
| 8402-SPP-C | Two Perforated Lift Off Side Panels w/Lock |

Available Colors:

(1) Blue, (2) Beige, (3) Black, (4) Gray

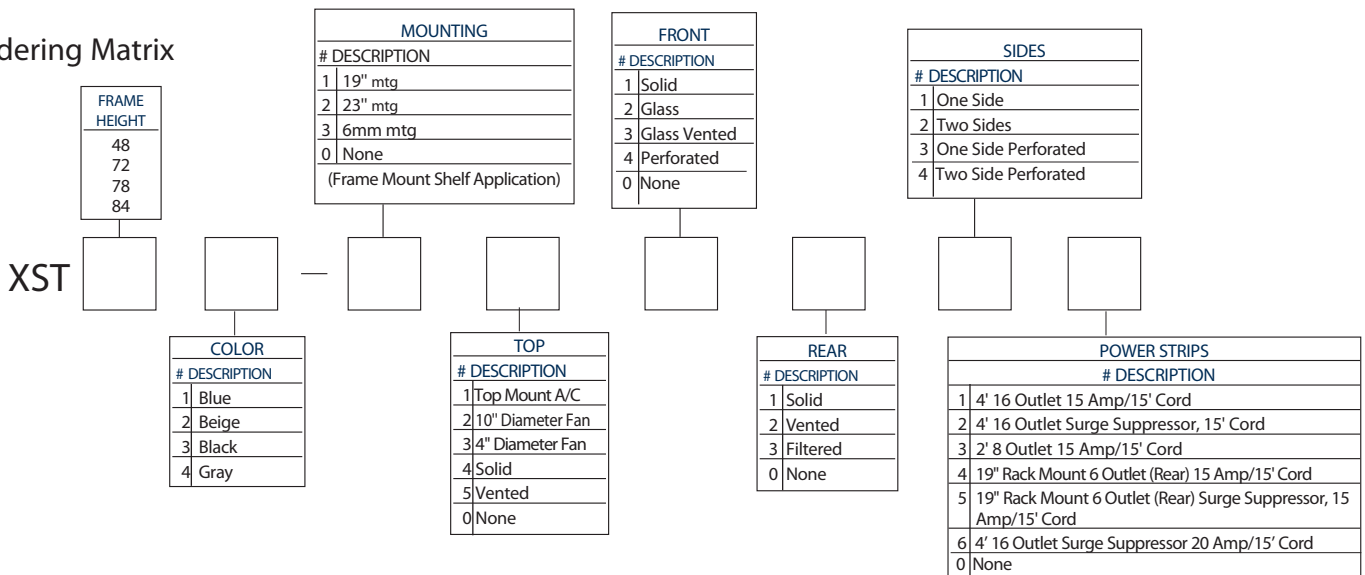


## Data Standard

| CATALOG # |  | Height | Width | Depth | Weight | Mounting Options | Rack Spaces |
|-----------|--|--------|-------|-------|--------|------------------|-------------|
| XST48-C   | Frame, Gland Plate, Casters & Levelers 48" | 29"    | 30"   | 30"   | 230    | 19", 23"         | 25μ         |
| XST72-C   | Frame, Gland Plate, Casters & Levelers 72" | 29"    | 30"   | 30"   | 325    | 19", 23"         | 39μ         |
| XST78-C   | Frame, Gland Plate, Casters & Levelers 78" | 29"    | 30"   | 30"   | 350    | 19", 23"         | 42μ         |
| XST84-C   | Frame, Gland Plate, Casters & Levelers 84" | 29"    | 30"   | 30"   | 360    | 19", 23"         | 46μ         |

\* EIA- 310-D Compliant

## Ordering Matrix



# DATA DEEP

## Data Deep 29-W x 34-D



### Rear Door

#### Solid Rear Door

|           |                                      |
|-----------|--------------------------------------|
| 7229-SR-C | Solid Steel Rear Door w/Latch & Lock |
| 7829-SR-C | Solid Steel Rear Door w/Latch & Lock |
| 8429-SR-C | Solid Steel Rear Door w/Latch & Lock |

#### Vented Rear Door

|           |                                       |
|-----------|---------------------------------------|
| 7229-VR-C | Vented Steel Rear Door w/Latch & Lock |
| 7829-VR-C | Vented Steel Rear Door w/Latch & Lock |
| 8429-VR-C | Vented Steel Rear Door w/Latch & Lock |

#### Filtered Rear Door

|           |                                   |
|-----------|-----------------------------------|
| 7229-FR-C | Filtered Rear Door w/Latch & Lock |
| 7829-FR-C | Filtered Rear Door w/Latch & Lock |
| 8429-FR-C | Filtered Rear Door w/Latch & Lock |

Available Colors:

(1) Blue, (2) Beige, (3) Black, (4) Gray



Deep

### Front Door

#### Solid Front Door

|           |                                       |
|-----------|---------------------------------------|
| 7229-SF-C | Solid Steel Front Door w/Latch & Lock |
| 7829-SF-C | Solid Steel Front Door w/Latch & Lock |
| 8429-SF-C | Solid Steel Front Door w/Latch & Lock |

#### Tempered Glass Front Door

|           |  |
|-----------|--|
| 7229-GF-C | Tempered Glass Front Door w/Latch & Lock |
| 7829-GF-C | Tempered Glass Front Door w/Latch & Lock |
| 8429-GF-C | Tempered Glass Front Door w/Latch & Lock |

#### Vented Front Door

|           |   |
|-----------|---|
| 7229-VF-C | Tempered Glass Front Vented Door w/Latch & Lock |
| 7829-VF-C | Tempered Glass Front Vented Door w/Latch & Lock |
| 8429-VF-C | Tempered Glass Front Vented Door w/Latch & Lock |

#### Perforated Front Door

|           |  |
|-----------|--|
| 7229-PD-C | Perforated Steel Front Door w/Latch & Lock |
| 7829-PD-C | Perforated Steel Front Door w/Latch & Lock |
| 8429-PD-C | Perforated Steel Front Door w/Latch & Lock |

### Side Panels

#### Single Side Panel

|           |                                      |
|-----------|--------------------------------------|
| 7201-SP-C | One Solid Lift Off Side Panel w/Lock |
| 7801-SP-C | One Solid Lift Off Side Panel w/Lock |
| 8401-SP-C | One Solid Lift Off Side Panel w/Lock |

#### Pair Side Panel

|           |                                       |
|-----------|---------------------------------------|
| 7202-SP-C | Two Solid Lift Off Side Panels w/Lock |
| 7802-SP-C | Two Solid Lift Off Side Panels w/Lock |
| 8402-SP-C | Two Solid Lift Off Side Panels w/Lock |

#### Single Side Panel

|            |   |
|------------|---|
| 7201-SPP-C | One Perforated Lift Off Side Panel w/Lock |
| 7801-SPP-C | One Perforated Lift Off Side Panel w/Lock |
| 8401-SPP-C | One Perforated Lift Off Side Panel w/Lock |

#### Pair Side Panel

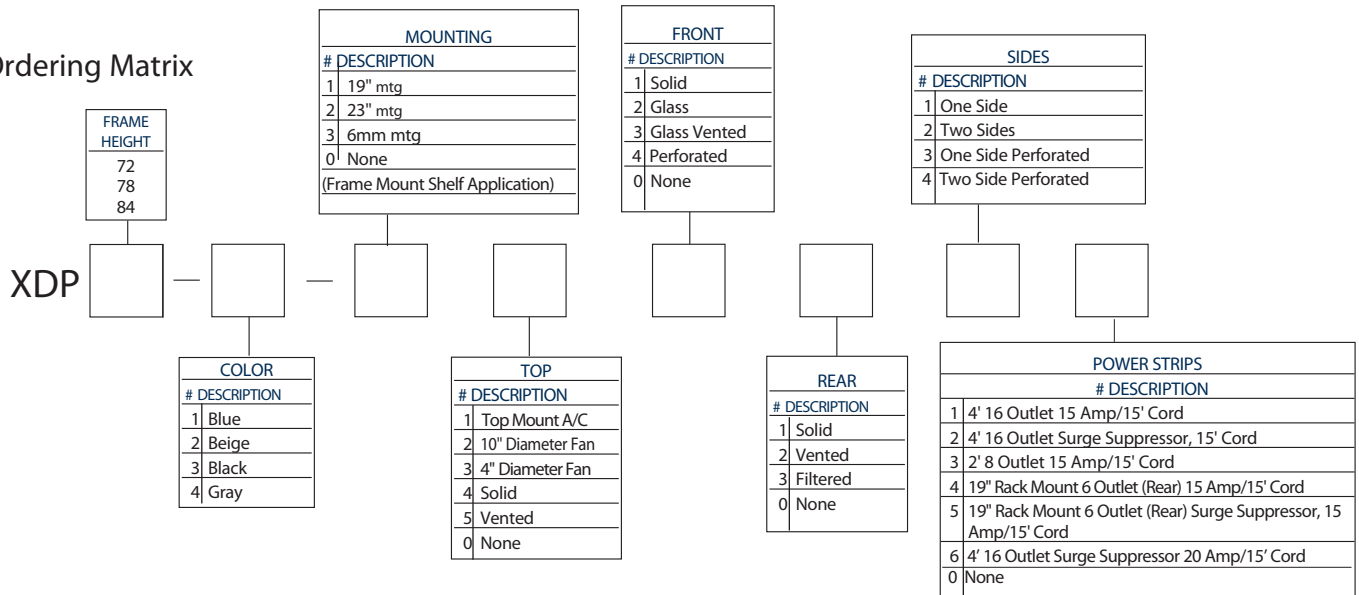
|            |  |
|------------|--|
| 7202-SPP-C | Two Perforated Lift Off Side Panels w/Lock |
| 7802-SPP-C | Two Perforated Lift Off Side Panels w/Lock |
| 8402-SPP-C | Two Perforated Lift Off Side Panels w/Lock |



| CATALOG # |  | Height | Width | Depth | Weight | Mounting Options | Rack Spaces |
|-----------|--|--------|-------|-------|--------|------------------|-------------|
| XDP72-C   | Frame, Gland Plate, Casters & Levelers | 72"    | 29"   | 34"   | 350    | 19", 23"         | 39μ         |
| XDP78-C   | Frame, Gland Plate, Casters & Levelers | 78"    | 29"   | 34"   | 380    | 19", 23"         | 42μ         |
| XDP84-C   | Frame, Gland Plate, Casters & Levelers | 84"    | 29"   | 34"   | 390    | 19", 23"         | 46μ         |

\* EIA- 310-D Compliant

### Ordering Matrix



# DATA SLIM

## Data Slim 24-W x 30-D



### Front Door

#### Solid Front Door

|           |                                       |
|-----------|---------------------------------------|
| 4824-SF-C | Solid Steel Front Door w/Latch & Lock |
| 7224-SF-C | Solid Steel Front Door w/Latch & Lock |
| 7824-SF-C | Solid Steel Front Door w/Latch & Lock |
| 8424-SF-C | Solid Steel Front Door w/Latch & Lock |

#### Tempered Glass Front Door

|           |  |
|-----------|--|
| 4824-GF-C | Tempered Glass Front Door w/Latch & Lock |
| 7224-GF-C | Tempered Glass Front Door w/Latch & Lock |
| 7824-GF-C | Tempered Glass Front Door w/Latch & Lock |
| 8424-GF-C | Tempered Glass Front Door w/Latch & Lock |

#### Vented Front Door

|           |   |
|-----------|---|
| 4824-VF-C | Tempered Glass Front Vented Door w/Latch & Lock |
| 7224-VF-C | Tempered Glass Front Vented Door w/Latch & Lock |
| 7824-VF-C | Tempered Glass Front Vented Door w/Latch & Lock |
| 8424-VF-C | Tempered Glass Front Vented Door w/Latch & Lock |

#### Perforated Front Door

|           |  |
|-----------|--|
| 4824-PD-C | Perforated Steel Front Door w/Latch & Lock |
| 7224-PD-C | Perforated Steel Front Door w/Latch & Lock |
| 7824-PD-C | Perforated Steel Front Door w/Latch & Lock |
| 8424-PD-C | Perforated Steel Front Door w/Latch & Lock |

### Rear Door

#### Solid Rear Door

|           |                                      |
|-----------|--------------------------------------|
| 4824-SR-C | Solid Steel Rear Door w/Latch & Lock |
| 7224-SR-C | Solid Steel Rear Door w/Latch & Lock |
| 7824-SR-C | Solid Steel Rear Door w/Latch & Lock |
| 8424-SR-C | Solid Steel Rear Door w/Latch & Lock |

#### Vented Rear Door

|           |                                       |
|-----------|---------------------------------------|
| 4824-VR-C | Vented Steel Rear Door w/Latch & Lock |
| 7224-VR-C | Vented Steel Rear Door w/Latch & Lock |
| 7824-VR-C | Vented Steel Rear Door w/Latch & Lock |
| 8424-VR-C | Vented Steel Rear Door w/Latch & Lock |



### Side Panels

#### Single Side Panel

|           |                                      |
|-----------|--------------------------------------|
| 4801-SP-C | One Solid Lift Off Side Panel w/Lock |
| 7201-SP-C | One Solid Lift Off Side Panel w/Lock |
| 7801-SP-C | One Solid Lift Off Side Panel w/Lock |
| 8401-SP-C | One Solid Lift Off Side Panel w/Lock |

#### Single Side Panel

|            |   |
|------------|---|
| 4801-SPP-C | One Perforated Lift Off Side Panel w/Lock |
| 7201-SPP-C | One Perforated Lift Off Side Panel w/Lock |
| 7801-SPP-C | One Perforated Lift Off Side Panel w/Lock |
| 8401-SPP-C | One Perforated Lift Off Side Panel w/Lock |

#### Pair Side Panel

|           |                                       |
|-----------|---------------------------------------|
| 4802-SP-C | Two Solid Lift Off Side Panels w/Lock |
| 7202-SP-C | Two Solid Lift Off Side Panels w/Lock |
| 7802-SP-C | Two Solid Lift Off Side Panels w/Lock |
| 8402-SP-C | Two Solid Lift Off Side Panels w/Lock |

#### Pair Side Panel

|            |  |
|------------|--|
| 4802-SPP-C | Two Perforated Lift Off Side Panels w/Lock |
| 7202-SPP-C | Two Perforated Lift Off Side Panels w/Lock |
| 7802-SPP-C | Two Perforated Lift Off Side Panels w/Lock |
| 8402-SPP-C | Two Perforated Lift Off Side Panels w/Lock |

Available Colors:

(1) Blue, (2) Beige, (3) Black, (4) Gray



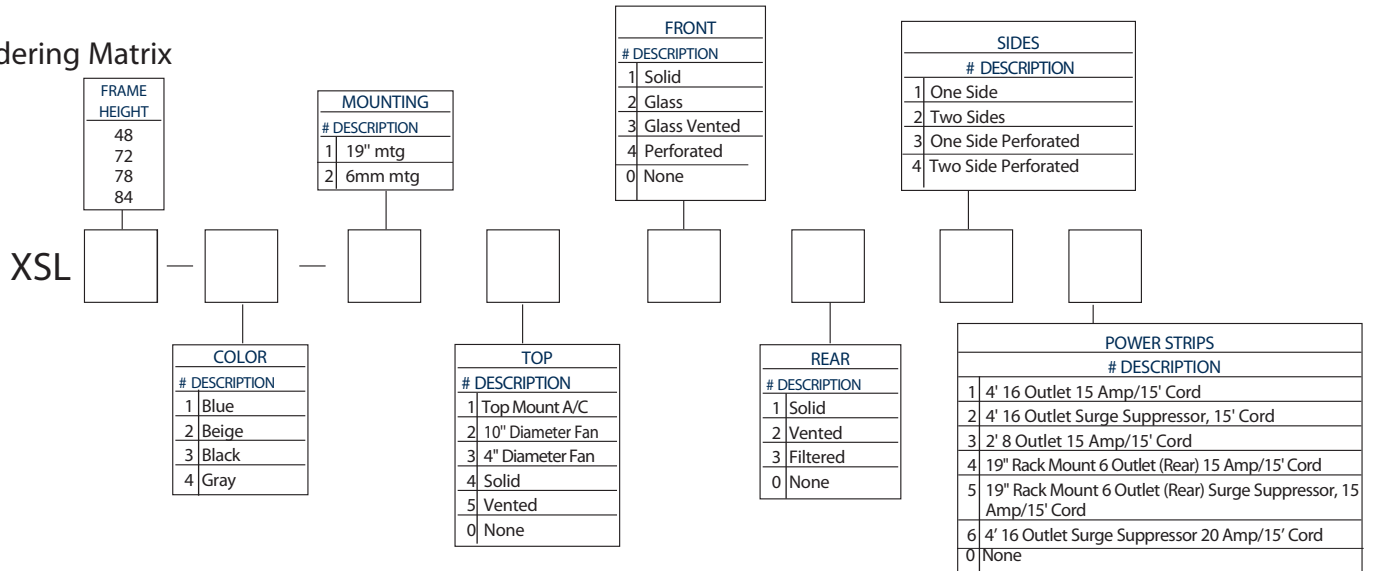
## Data Slim

Catalog#

| Catalog# | Height | Width | Depth | Weight | Mounting | Rack Spaces |
|----------|--------|-------|-------|--------|----------|-------------|
| XSL48-C  | 48"    | 24"   | 30"   | 230    | 19"      | 25μ         |
| XSL72-C  | 72"    | 24"   | 30"   | 320    | 19"      | 39μ         |
| XSL78-C  | 78"    | 24"   | 30"   | 340    | 19"      | 42μ         |
| XSL84-C  | 84"    | 24"   | 30"   | 350    | 19"      | 46μ         |

\* EIA- 310-D Compliant

## Ordering Matrix



# ACCESSORIES

## Data Standard , Data Deep & Data Slim Accessories

### Removable Tops

|           |                                  |
|-----------|----------------------------------|
| 2918-TP-3 | 10" Diameter Fan (550 CFM)       |
| 2918-TP-4 | 4" Diameter Fan (Four = 320 CFM) |
| 2918-TP-1 | Solid                            |
| 2918-TP-2 | Vented                           |



### Power Strips

|             |  |
|-------------|--|
| 9411-1602*  | 4' 16 Outlet Strip Surge Suppressor, 15' Power Cord UL Listed                          |
| 9412-0801   | 2' 8 Outlet Strip 15 Amp/15' Power Cord UL Listed                                      |
| 9413-0601   | 19" Rack Mount 6 Outlet Strip (Rear) 15 Amp/15' Power Cord UL Listed                   |
| 9414-0602   | 19" Rack Mount 6 Outlet Strip (Rear) Surge Suppressor, 15 Amp/15' Power Cord UL Listed |
| 9415-1610 * | 4' 16 outlet strip surge suppression 20Amp/ 15' powercord UL Listed                    |



### WP Partial Rails\*

|              |                                |
|--------------|--------------------------------|
| XRL3006-0300 | 19" 6U (10.5") Mounting Rails  |
| XRL3012-0200 | 19" 12U (21.5") Mounting Rails |
| XRL3024-0100 | 19" 24U (42.5") Mounting Rails |

\*9410-1601 & 9411-1602 does not apply to 48" enclosure

## Data Standard , Data Deep & Data Slim Features / Benefits

### REVERSIBLE DOORS:

Front and Rear doors manufactured with spring loaded hinges to change door swing in the field from right or left hand hinge options. Critical when connecting enclosures together.



### LIFT OFF SIDE PANELS

Flush surface lock, quick disconnect lift off side panels.



### CABLE GLAND PLATE

Adjustable bottom plate to minimize dirt & dust entering the enclosure.



### CABLE ACCESS TOP

Rubber gland access, 14.25" x 4" prevents dust from entering.



### REAR CABLE PLATE

Two 3 7/8" x 8 1/2" openings for cable access with removable plates and edge grommet kit. Also, two 1.75" capping opening.



### TEMPERED SAFETY GLASS

Strengthens door Enhances overall look No static discharge Non combustibile material Tinted bronze Easy cleaning/Non scratching.

